


How to Use


- Just add `\usepackage{pocketmod}`
- Rearranges 8 pages on a sheet of paper, folded into a booklet
- Uses only a single side – ideal for recycling used paper!




1

How to Cut and Fold

- <http://www.pocketmod.com>
- <http://www.youtube.com/watch?v=IAb31rIeGZo>
- `\usepackage[showmarks]{pocketmod}` for guiding fold marks



3



4

2


7

9

5

Have fun!

Creating PocketMods
with LATEX
LianTze Lim
liantze@gmail.com



- Some Ideas**
- Daily planners
 - Note pads, doodle sketchpads
 - Conference/event itinerary handouts
 - Prayer book/personal book of inspirational quotes
 - Little books for little hands

- Some Tips**
- Try to keep your contents to 8 pages or less (-)
 - Use large fonts! They'll be scaled to $\frac{2}{3}$ the size.
 - `extsizes` package
 - `KOMA-script` classes allow arbitrary body font size
 - Liberal uses of `Large`, `Vhuge` etc